



Premier
Education

**INSPIRING
ACTIVITY**

EASTER ACTIVITY BOOK

CRAFTS, BRAIN GAMES, RECIPES AND
PHYSICAL ACTIVITIES TO KEEP YOU
BUSY, ACTIVE AND ENTERTAINED IN
THE SCHOOL HOLIDAYS!



EASTER EGG-STRAVAGANZA!

Welcome to your fun-filled Easter activity book! We hope it brings you lots of enjoyment over the school holidays, and beyond!

EASTER EGG HUNT

Where: Right here!

When: Right now!

Let's start things off with a good old fashioned Easter Egg Hunt!

Hidden within the pages of this booklet are mini Premier Education Easter Eggs that need finding!

But how many are there?
That's for you to figure out!


Once you've found them all, let us know. Ask a parent/guardian to message us on socials, or send a postcard to our head office. All contact details are on the back of this booklet.

Simply send us your name, age (and contact details if sending a postcard) and how

many eggs you've found! The winners will be contacted directly. **All entries must reach us by 1st June 2025. Winners will be contacted by 9th June 2025.**

We have three pairs of fitness dice to give away to the lucky winners!

FIND ME!



WIN!



EYE SPY

Can you find all the differences between these two groups of pictures?



PREMIER HOLIDAY CAMPS

Where: 200+ venues across England

When: School holidays

Premier Holiday Camps are back and better than ever!

With a range of exciting activities every day of the school holidays, there's something to suit everyone.




Our Holiday Camps are designed to help kids get active, introduce them to

new and exciting activities, and create a fun-filled experience they will remember forever.

Kids will be entertained, safe and on the move during the school holidays.






SCAN HERE TO
DISCOVER OUR CAMPS





EASTER COLOURING

Time to decorate some Easter Eggs!

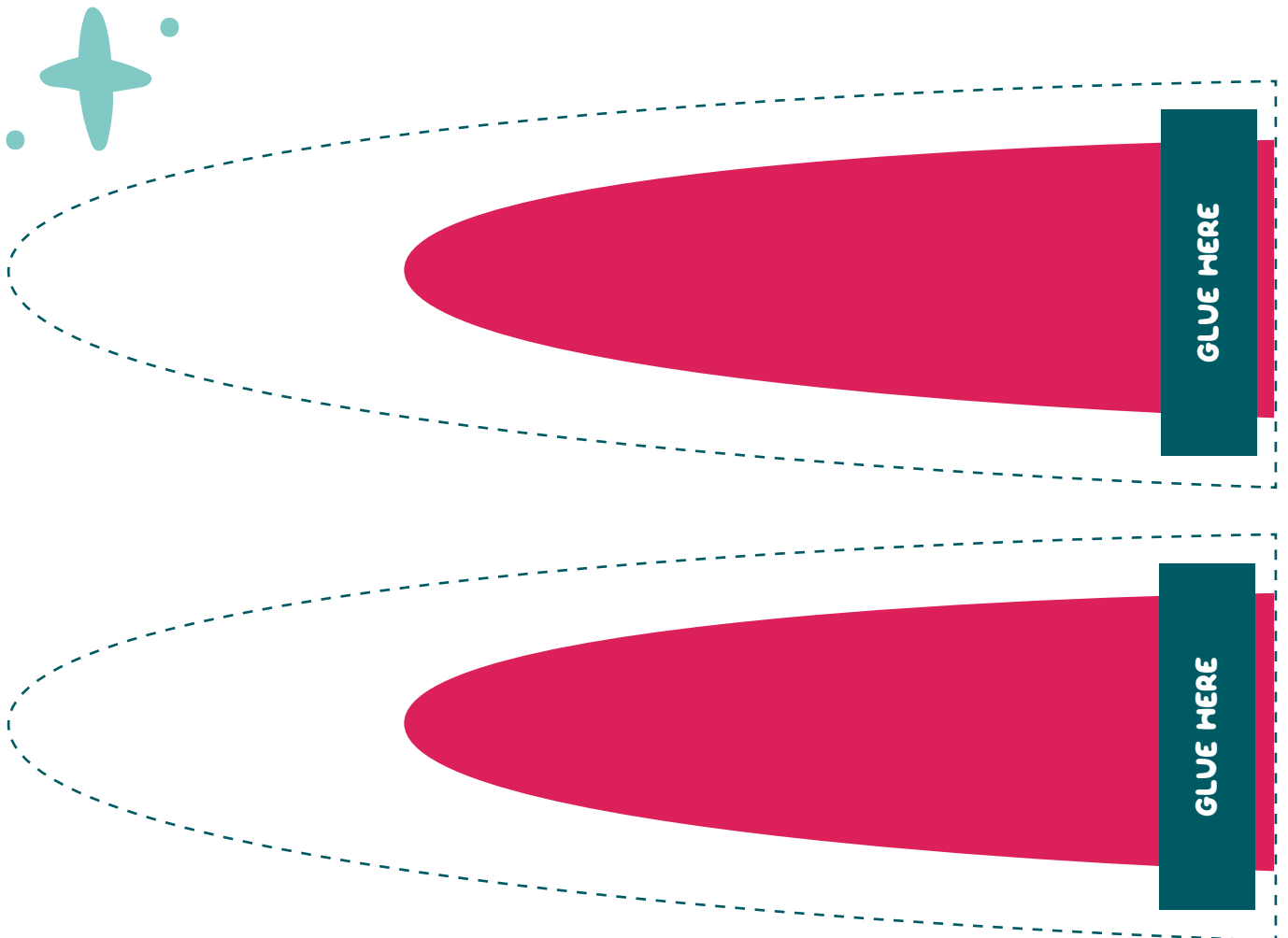


DIY BUNNY EARS

Make a quick Easter dress-up accessory with this easy bunny ears craft! ❄️




- 1.** Carefully cut out the ears and the strips on these pages, along the dotted lines.
- 2.** Place glue on the 'glue here' points on the ears, and stick, coloured side down, onto the 'stick ears here' points on the first strip.
- 3.** Use the other strips to make the headband the correct size for your head. Glue at either end to stick the bands together.
- 4.** Allow to dry before wearing!





STICK EARS HERE


STICK EARS HERE



COLOUR YOUR OWN CARD




Simply colour in the design below, then cut out and stick to the front of a piece of folded A4 card!



HIDE AND CHICK



Can you spot the four different chicks hiding with their friends?



EASTER HOLIDAYS FITNESS CHALLENGE

Don't let your fitness drop over the school holidays. Follow along with our Easter fitness challenge and track your progress as you go!

Complete each activity below for one minute, with a twenty second break inbetween.

You can repeat if you wish, but you must complete one full round of exercises to colour in each of the five spaces allocated for the 12 days of the challenge!



EXERCISE 1. BURPEES LIKE A BUNNY

EXERCISE 2. PLANK LIKE A STICK INSECT

EXERCISE 3. SQUATS LIKE A FROG

EXERCISE 4. RUNNING ON THE SPOT LIKE A CHICK

EXERCISE 5. WALL SITS LIKE AN OWL

Can you complete the exercises for twelve days of the Easter holidays and colour in the full egg? That would be totally egg-cellent!



DAY 1

DAY 2

DAY 3

DAY 4

DAY 5

DAY 6

DAY 7

DAY 8

DAY 9

DAY 10

DAY 11

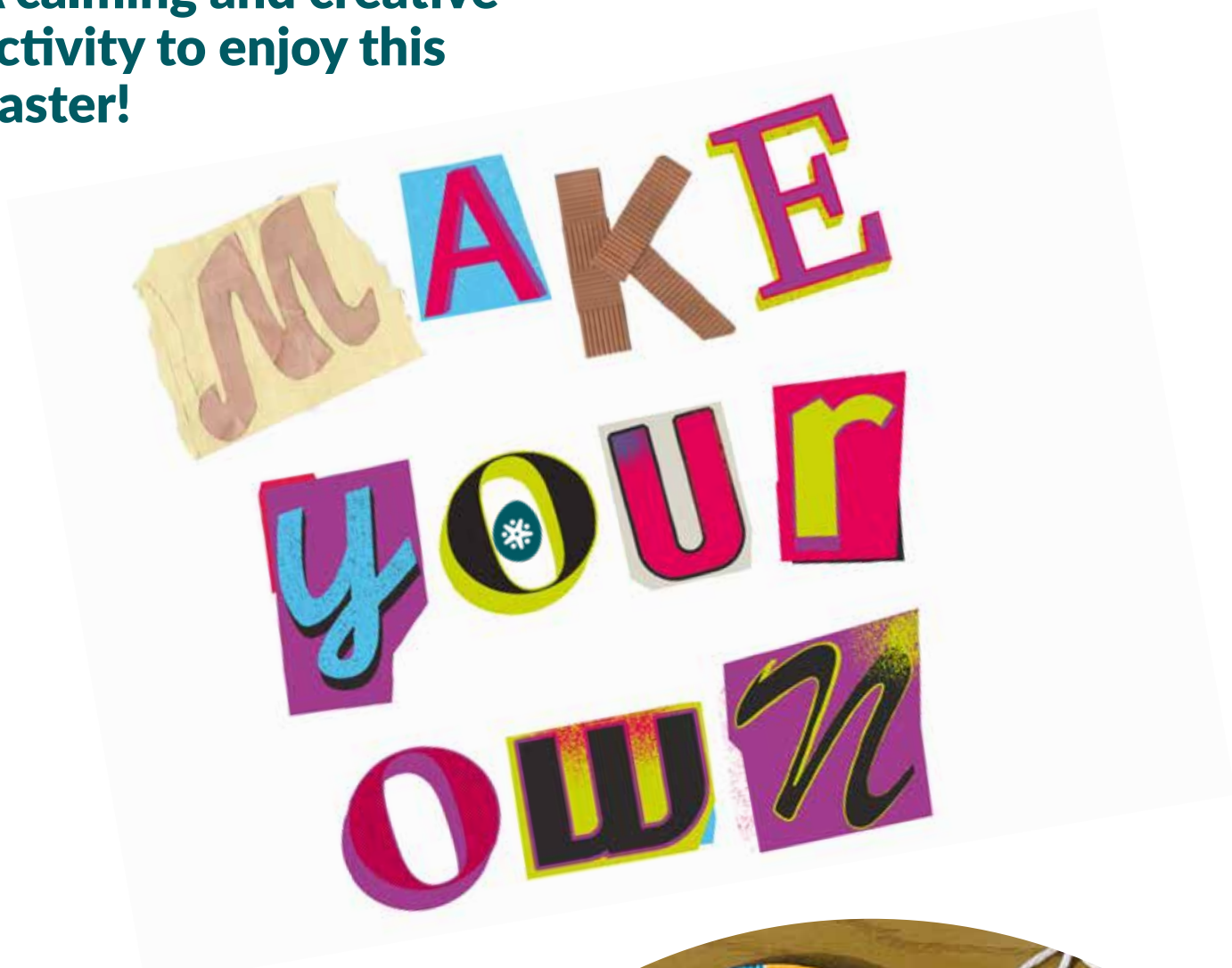
DAY 12

YEY! YOU DID IT!



MAKE YOUR OWN PAPER SPINNER!

A calming and creative activity to enjoy this Easter!



Sometimes, a relaxing and crafty day is just what we need. These paper spinners are a great way to use up empty cereal boxes.





WHAT TO DO


WHAT YOU WILL NEED

- empty cereal box
- scissors
- glue
- compass/glass
- skewer/knitting needle
- string

- 1.** Cut the front and back panels off of an empty cereal box. (Each panel will make one spinner!)
- 2.** Using a glass as a template or a compass, draw six circles apx 10cm in diameter. You should be able to fit six circles on one side of a cereal box.
- 3.** Cut each circle out carefully and then stick them all together. Stick six together for one spinner.
- 4.** Leave until fully dry. Overnight is best. Try to put some weight on your spinner when it's drying. Putting a few books on top as a weight will help make a more solid spinner.
- 5.** Once dry, find the centre of the spinner and make two holes, apx 10mm apart. Ask a parent/guardian for help with this bit as you need something sharp to make the holes. A skewer or knitting needle works great! We put our spinners on a chopping board before making the holes so we didn't damage any surfaces.
- 6.** Colour your spinner any way you like. The more colour the better!
- 7.** Cut a piece of string apx. one meter in length and thread through the holes in your spinner. Tie together.
- 8.** Now the fun part. Holding each end of the string, move your hands in such a way that the string starts to twist. Once twisted, pull your hands out and then relax them in. Do this in a rhythmic motion to get the spin going.

BRAIN GAMES!

Can you find your way through the maze and get the carrot back to the bunny?



EASTER SCRAMBLE

SEGG = _____

UNINBES = _____

COCHTELAO = _____

SLFOEWR = _____

DOOG DRYFIA = _____



WORDSEARCH

E B N A I T S I R H C
T W V T R S K C I H C
A G H I F A M I L Y H
L P F Z C N M L D N I
O D A F F O D I L N K
C E M W K Q S T H U N
O P V M F H G N U B S
H S F O N Z G Y N H Y
C H O C L T E P T R V

EGGS

HUNT

CHOCOLATE

CHICKS

FAMILY

LOVE



CHRISTIAN

DAFFODIL

BUNNY

JUST KIDDING!

What do you get if you cross a frog with a rabbit?

A bunny ribbit!

Where do rabbits go after their wedding?

Bunnymoon!

What do you call an Easter egg from outer space?

An egg-straterrestrial!



HOP INTO THE KITCHEN

Have some fun with food and put an Easter twist on some family favourites!

Easter doesn't have to just be a chocolate-fest. You can switch up some daily food staples and give them a bit Easter flair, just like with the porridge and sandwiches on this page.



Did you know?...

Porridge is a great way to start the day. It releases energy slowly, so you'll be less likely to snack before lunch.

BUNNY-FIED PORRIDGE

YOU WILL NEED:

- Porridge oats
- Milk
- Apple slices
- Honey/chocolate sauce for decoration

- 1.** Prepare your porridge as per the instructions on the packet. Serve into a bowl.
- 2.** Carefully slice an apple to make the bunny ears. Ask a parent/guardian to help you if you need it. Dip in the porridge near the top of the bowl.
- 3.** Using honey or chocolate sauce, draw on some eyes, nose and whiskers to create the bunny's face!
- 4.** Devour and stay full of energy all the way 'till lunchtime!



EASTER SNACK BOARD

YOU WILL NEED:

- Bread
- Hard-boiled egg
- Grapes
- Cucumber, carrots and lettuce
- Chocolate sauce to decorate

- 1.** Make your sandwich with your favourite filling. Cut the sandwich into a circle or use a cookie cutter. This will make the bunny's face. Use the leftover sandwich pieces to make the bunny's ears. Draw a face on with chocolate sauce.
- 2.** Cut a carrot into circular slices. Cut one of the circles in half and put onto the hard-boiled egg to make ears. You may need to make a small slice in the top of the egg to 'sit' the carrot ears into. Add some eyes and a nose with the chocolate sauce.
- 3.** Cut some cucumber slices and make mini stacks with some more of the carrot slices.
- 4.** Add some grapes and lettuce to your board for yummy decoration!
- 5.** This is a great way to get some of your 5-a-day and now that you've made one snack board, the opportunities are endless for what you might create next!

Did you know?...Snack boards are a great way to get the family together and give everyone a chance to enjoy their favourite foods, along with discovering something new.





Premier
Education

**INSPIRING
ACTIVITY**

**SHARE THE
JOY**



We'd love to know how you got on with these activities! Ask a parent or guardian to tag us on socials with your Easter fun!



Premier Education, The Old
Apple Store, Shropham,
NR17 1EJ



@PremEducationUK



@premeducationuk



marketing@premier-education.com



@PremierEducationUK



@PremEducationUK

REFER A FRIEND

We hope you've enjoyed your Easter Activity Book, inspired by all the fun of our Holiday Camps. If you have, why not give a friend 20% off their first booking and receive 20% off your next Holiday Camp booking as a reward!



EARLY BIRD DISCOUNT

Use code EARLYSUMMER10 for all Summer Holiday Camp bookings until 9th June 2025 and save 10%.